

CALL 800-480-6613

SALES
REPAIR

SERVICE
INSTALLATION

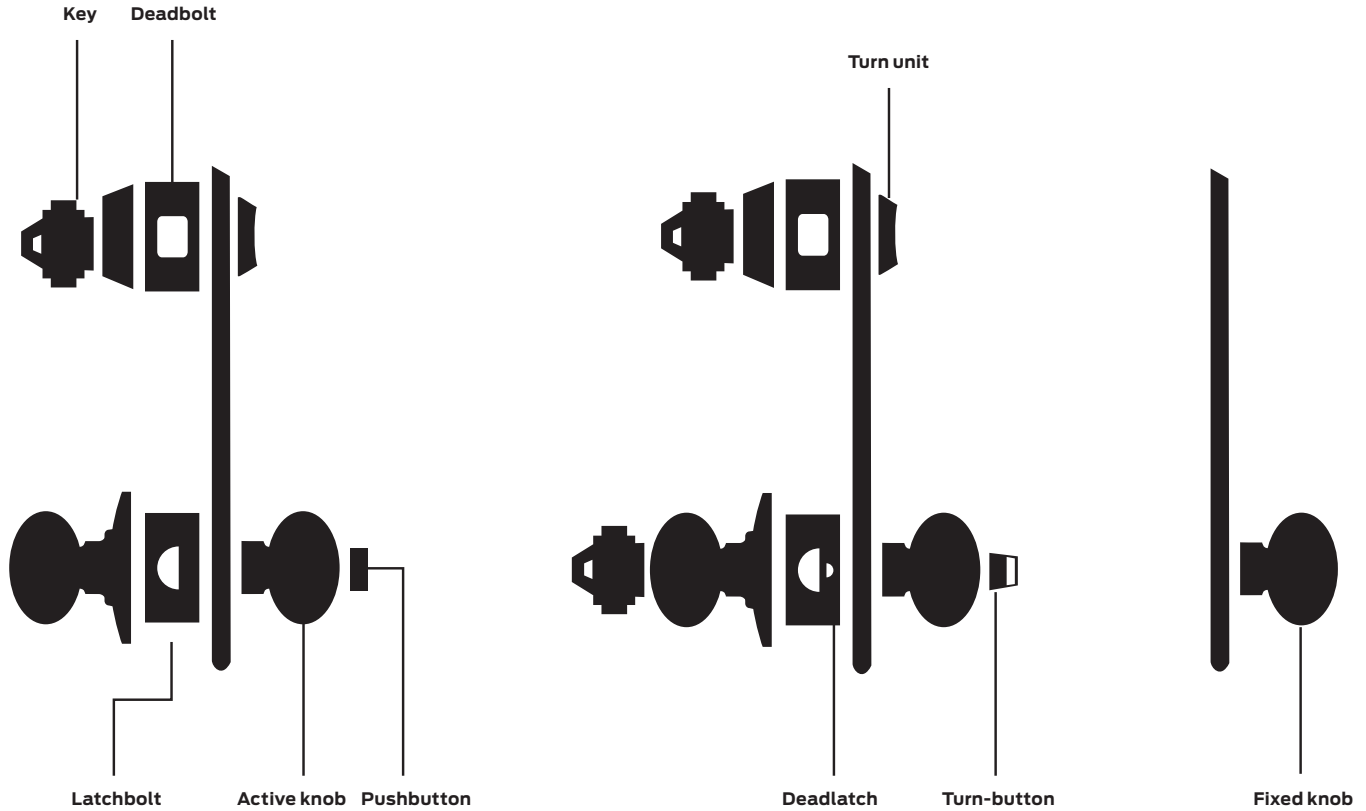
INTEGRATION
WARRANTY



FBH ARCHITECTURAL SECURITY
Commercial Doors and Hardware

H Series lock functions

ANSI A156.2 Series



	Standard cylinder.
	FSIC - full size interchangeable core option for Orbit design.

Keyed functions

Schlage ANSI
H110 **F95**

Entrance, single locking

- Deadbolt thrown or retracted by key in upper cylinder from the outside or thumbturn inside.
- Latchbolt retracted by knob from either side.
- Turn inside knob or lever to simultaneously retract latchbolt and deadbolt for immediate exit.

Outside Inside

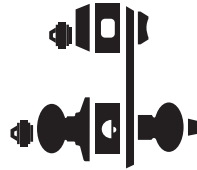


Schlage ANSI
H153 **F97**

Entrance, double locking

- Deadbolt thrown or retracted by key in upper cylinder from outside or thumbturn inside.
- Deadlatch is retracted by key in outside knob or by pushing turn-button in inside knob or lever.
- Outside knob may be fixed in locked position by rotating turn-button.
- Turn inside knob or lever to simultaneously retract deadbolt and deadlatch for immediate exit.

Outside Inside

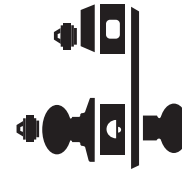


Schlage ANSI
H180 –

Storeroom lock

- Deadbolt operated by key from outside or thumbturn inside.
- Bolt automatically deadlocks when fully thrown.
- Deadlatch retracted by key from outside.
- Inside knob simultaneously retracts both latch and deadbolt for immediate exit.
- Outside knob is always locked.

Outside Inside




Schlage ANSI
H185 **F100**

Hotel/motel lock

- Deadbolt thrown or retracted by emergency master key in upper cylinder from outside or thumbturn inside.
- Deadlatch retracted by key in outside knob, except when the lock is in "shut-out" mode, by pushing button on inside knob or lever.
- Pushing button on inside knob or lever activates visual occupancy indicator.
- Only emergency master key operates outside knob when lock is in shut-out mode.
- Turn inside knob or lever to release shut-out mode and simultaneously retract deadbolt and latchbolt for immediate exit.

Outside Inside



Schlage ANSI
H170 –

Inside half dummy trim

- Snap-on rose and knob.
- Concealed mounting screws.

Outside Inside

