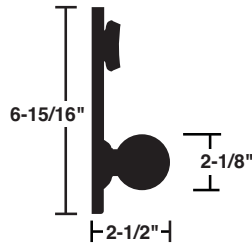






# H Series knob and lever designs

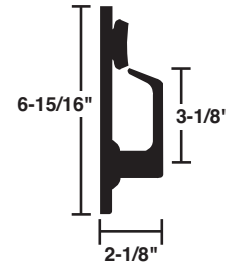
## Orbit (ORB)



**Symbol:** ORB  
**Material:** Wrought brass or bronze

  Full size interchangeable core option available in H110, H153 and H180 functions.

## Levon (LEV)

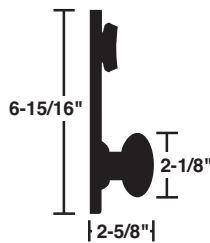


Interior trim shown



**Symbol:** LEV  
Available inside only on H153, H180 and H185 functions only.  
**Material:** Pressure cast zinc



## Plymouth (PLY)



**Symbol:** PLY  
**Material:** Wrought brass or bronze

  Full size interchangeable core option available in H110 function only.




## Meteor outside escutcheon










3 1/4" x 8 1/4" x 3/16"

**Order separately**  
**Material:** Wrought brass or bronze

All designs shown in 626 satin chrome.

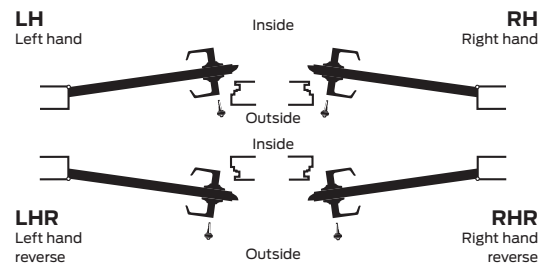
-  = Standard cylinder.
-  = FSIC - full size interchangeable core option for Orbit design.
-  = Complies with ADA accessibility guidelines.

# Knob and lever finishes

							
	<b>605</b> Bright brass	<b>606</b> Satin brass	<b>609</b> Antique brass	<b>612</b> Satin bronze	<b>613</b> Oil rubbed bronze	<b>625</b> Bright chromium plated	<b>626</b> Satin chromium plated
<b>H Series locks</b>							
Levon	•			•	•		•
Meteor	•	•	•	•	•	•	•
Orbit	•	•	•	•	•	•	•
Plymouth	•	•	•	•	•	•	•

# Door handing

All Schlage locks are reversible. Hand information is necessary to ensure proper cylinder orientation in keyed functions, and finish of latchbolt and strike for locks that are to be installed on reverse bevel doors. Follow the diagram to correctly determine the hand of the door.



# ADA-compliant products

In compliance with the American National Standards Institute (ANSI A117.1) and the Americans with Disabilities Act (ADA), Schlage Lock Company offers a wide selection of locks designed for the needs of the physically challenged. This act is designed to provide protection for people with disabilities.

The intent of ADA is that owners of certain types of buildings must remove barriers and provide people with disabilities with access equal to, or similar to, that available to the general public.

Product information and specifications contained in this catalog are subject to change without notice. Please consult the factory.