

CALL 800-480-6613

SALES
REPAIR

SERVICE
INSTALLATION

INTEGRATION
WARRANTY



FBH ARCHITECTURAL SECURITY
Commercial Doors and Hardware

POWDER COATED LOCKERS

hadrian®



Since its founding in 1983, Hadrian Manufacturing Inc. has been an environmentally responsible corporate citizen. We take special care with regard to the environment so you can feel good about choosing Hadrian products!



✓ **QUALITY YOU CAN COUNT ON**

Hadrian's unique locker design features a rigid double-pan, honeycomb reinforced door, full height piano hinge, durable powder coated finish and many other intelligent features to ensure they will look and perform great in any facility. Trust Hadrian for quality you can count on.

🕒 **99% ON TIME**

On time and intact means no job site surprises. With superior packaging and 99% on time deliveries, your Hadrian lockers will be there when you need them—damage-free!

🌱 **ENVIRONMENTALLY FRIENDLY**

Hadrian's powder coated lockers have an excellent recycled content of 50% (36% post-consumer and 14% pre-consumer), making them a great choice for environmentally sensitive projects. In addition to the high recycled content of the steel, Hadrian is proud of the fact that its powder coating system is environmentally friendly. There is virtually no waste, energy consumption is low, and there are no solvent emissions.

🔥 **OUTSTANDING FIRE RESISTANCE**

Fire resistance is an important consideration for any public space. Hadrian's powder coated metal lockers are completely fireproof and will not give off toxic smoke if exposed to heat or flame.

BELL CENTRE, MONTREAL, QUEBEC

400 Hadrian lockers
251 Hadrian ceiling hung powder
coated toilet partitions

© CHRIS SPILLIOS/EMPORIS



Powder Coated **Tough!**



LATEST TECHNOLOGY

Hadrian utilizes the latest powder coating technology to apply a hard, even and run-free finish that covers every area of the product and resists impact, abrasions, chemicals, detergents and acids. The flexibility of powder coating allows Hadrian to offer a wide range of exciting finishes, including special effects, anti-graffiti and custom colors.

RUST RESISTANT

Powder coated cold rolled steel (which is Hadrian's standard for lockers—with no upcharge) outperforms and resists rust better than liquid painted electro-galvanized steel (which is an upcharge option for other manufacturers). For the ultimate in rust resistant lockers, Hadrian's upcharge option features a full galvalume product with our superior powder coated finish.

Thicker paint application helps to combat rust. Powder coating allows for a greater paint thickness to be applied without compromising surface uniformity. Wet paints simply cannot achieve the same thickness without the threat of unsightly runs and surface irregularities.



Anti-Graffiti Finish

KEEP YOUR LOCKER AREA LOOKING LIKE NEW


Hadrian's anti-graffiti finish for lockers allows the use of commercial graffiti removers to completely eliminate graffiti without causing damage to the finish. The powder coating retains its original brilliance and no ghost of the graffiti is left behind.

PROVEN ASTM D6578 GRAFFITI RESISTANCE AGAINST:

- Permanent markers
- Lipstick
- Water based ink markers
- Wax crayons
- Spray paint

Emperor

CORRIDOR LOCKERS



The clean lines, durability and smooth, quiet operation of Emperor lockers make them the ideal choice for virtually any facility. Available in a wide range of sizes, tiers and designer colors, Emperor lockers are an attractive and effective storage solution.

Features

DURABLE POWDER COATED FINISH

- Powder coating outperforms other paint processes by applying a hard, even and run-free finish.
- Powder coating is standard on all Hadrian lockers — without an upcharge.
- Doors and frames may be two-toned at no extra charge.

RIGID DOOR CONSTRUCTION

- Doors feature a full 1" (25 mm) thick double pan welded box design for improved rigidity and durability.
- 1" (25 mm) thick cell honeycomb is bonded to the inner surface of doors for added impact resistance and silence when closing.

QUIET OPERATION

- The rigid double pan door design and honeycomb core (spanning the complete width and height of the door) make Hadrian lockers the quietest available.

FULL-LENGTH CONTINUOUS "PIANO" HINGE

- This standard Hadrian feature outperforms knuckle hinge designs by adding durability and keeping the door perfectly adjusted.

SINGLE POINT LATCHING WITH NO MOVING PARTS

- With no moving parts to replace, Hadrian's single point latching system is a "maintenance dream". There are no slide bars, springs, or latch hooks needed, so doors remain properly adjusted and trouble-free.
- Friction catch is standard. Positive latch is also available (with upcharge).

UNOBSTRUCTED VENTILATION

- Louvers in the frame allow for constant, unobstructed air flow that cannot be blocked.
- Perforations in the shelves increase air circulation.

INCREASED DURABILITY (WITH OPTIONAL HEAVY-DUTY DOOR)

- The long lasting durability of Emperor lockers can be further increased with an optional 16-gauge outer pan in the door.

EASY TO INSTALL


- Hadrian's unique 2 1/2" (64 mm) deep frame allows installers more room to work.
- Identically formed and rigid 22 gauge locker tops, hat shelves and bottom shelves are fully interchangeable.
- Your choice of rivets or nuts and screws for assembly.
- Use of rivets for assembly drastically decreases installation time.
- Rivets offer extra strength and a tamper-proof fastening solution.

SHORT LEAD TIMES

- Hadrian exceeds industry standards with short, reliable lead times that you can count on. Hadrian's expedited "Locker Express Program" (at no additional charge) helps you complete rush projects on schedule.



EMPEROR LOCKERS

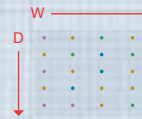
MARKET COST INDEX:	\$  \$\$\$		
FIRE RATING:	C (GOOD)	B (BETTER)	A (BEST)
RECYCLED CONTENT:	36% post-consumer / 14% pre-consumer		

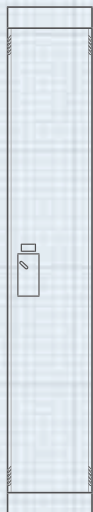
⚙️ Emperor Locker Sizes

Hadrian's Emperor line of corridor lockers is a versatile system that is available in a wide range of colors, sizes and tiers to meet the storage needs of virtually any facility. Emperor lockers feature Hadrian's rigid double-pan, honeycomb filled door design and intelligent frame venting system, which allows air to flow freely throughout the entire locker without being blocked by interior contents.

HOW TO READ OUR SIZE CHARTS:

- 1 Choose locker height: ●●●●●
- 2 Check available dimensions (width and depth).





	W 10" 254 mm	12" 305 mm	15" 381 mm	18" 457 mm
D				
12" 305 mm	● ●	● ● ● ●	● ● ● ●	● ● ● ●
15" 381 mm	● ●	● ● ● ●	● ● ● ●	● ● ● ●
18" 457 mm	● ●	● ● ● ●	● ● ● ●	● ● ● ●
21" 533 mm	● ●	● ●	● ●	● ●
24" 610 mm	● ●	● ●	● ●	● ●

SINGLE TIER

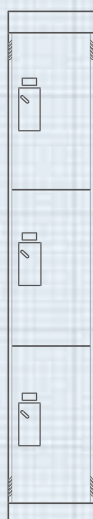
Available heights: ● 72" 1829 mm ● 60" 1524 mm ● 48" 1219 mm ● 39" 991 mm



	W 10" 254 mm	12" 305 mm	15" 381 mm	18" 457 mm
D				
12" 305 mm	● ●	● ● ● ●	● ● ● ●	● ● ● ●
15" 381 mm	● ●	● ● ● ●	● ● ● ●	● ● ● ●
18" 457 mm	● ●	● ● ● ●	● ● ● ●	● ● ● ●
21" 533 mm	● ●	● ●	● ●	● ●
24" 610 mm	● ●	● ●	● ●	● ●

DOUBLE TIER

Available heights: ● 72" 1829 mm ● 60" 1524 mm ● 48" 1219 mm



	W 10" 254 mm	12" 305 mm	15" 381 mm	18" 457 mm
D				
12" 305 mm		● ●	● ●	
15" 381 mm		● ●	● ●	
18" 457 mm		● ●	● ●	
21" 533 mm		● ●	● ●	
24" 610 mm		● ●	● ●	

TRIPLE TIER

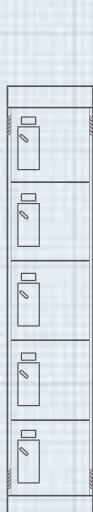
Available heights: ● 72" 1829 mm ● 60" 1524 mm



	W 10" 254 mm	12" 305 mm	15" 381 mm	18" 457 mm
D				
12" 305 mm		● ●		
15" 381 mm		● ●		
18" 457 mm		● ●		
21" 533 mm		● ●		
24" 610 mm		● ●		

FOUR TIER

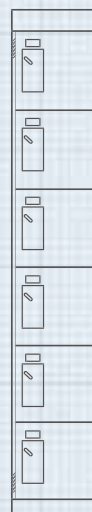
Available heights: ● 72" 1829 mm ● 60" 1524 mm



	W 10" 254 mm	12" 305 mm	15" 381 mm	18" 457 mm
D				
12" 305 mm		●		
15" 381 mm		●		
18" 457 mm		●		
21" 533 mm		●		
24" 610 mm		●		

FIVE TIER

Available heights: ● 60" 1524 mm



	W 10" 254 mm	12" 305 mm	15" 381 mm	18" 457 mm
D				
12" 305 mm		●		
15" 381 mm		●		
18" 457 mm		●		
21" 533 mm		●		
24" 610 mm		●		

SIX TIER

Available heights: ● 72" 1829 mm

❗ Positive latch is not available for 72" (1829 mm) high six tier or 60" (1524 mm) high five tier lockers.

Gladiator

ATHLETIC LOCKERS



With superior strength, airflow, quietness, and a powder coated finish, Gladiators redefine locker room attractiveness. Heavy-duty components integrated with Hadrian's trouble-free and rugged design create the ultimate athletic locker. With fully ventilated doors and sides, Gladiator lockers allow for increased airflow — an absolute must for serious sporting environments.

Features

RIGID DOOR CONSTRUCTION

- Doors feature a full 1" (25 mm) thick double pan box design (16-gauge outer/18-gauge inner) for outstanding rigidity and durability.

MAXIMUM VENTILATION

- Fully ventilated doors and sides with ½" x 1" (13 mm x 25 mm) oval perforations allow for maximum air circulation as well as visual access.

QUIETEST ATHLETIC LOCKER ON THE MARKET

- Hadrian's 1" (25 mm) thick cell honeycomb "silence zone" core on single, double and triple tier doors prevents rattling and ensures silence when closing.

SINGLE POINT LATCHING WITH NO MOVING PARTS

- Hadrian's Gladiators minimize concerns about latching failures in rough athletic environments.
- No moving parts results in safe, secure and maintenance-free operation.
- Friction catch is standard.

HEAVY-DUTY 16-GAUGE CONTINUOUS PIANO HINGE

- This durable continuous hinge is a standard feature on all Gladiator lockers.
- Outperforms knuckle hinge designs by resisting abuse and keeping the door in an adjusted position.

VERSATILITY

- Exposed ends available as solid or perforated.
- Heavier 16-gauge slope tops are available (standard slope tops are 20-gauge).

DURABLE POWDER COATED FINISH

- Gladiators have the same durable, thick and even powder coated finish as Emperor lockers with the same wide array of cutting edge colors.



GLADIATOR LOCKERS

MARKET COST INDEX:	<div> <div>\$</div> <div></div> <div>\$\$\$</div> </div>		
FIRE RATING:	C (GOOD)	B (BETTER)	A (BEST)
RECYCLED CONTENT:	36% post-consumer / 14% pre-consumer		

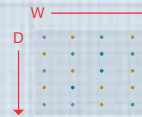
⚙️ Gladiator Locker Sizes

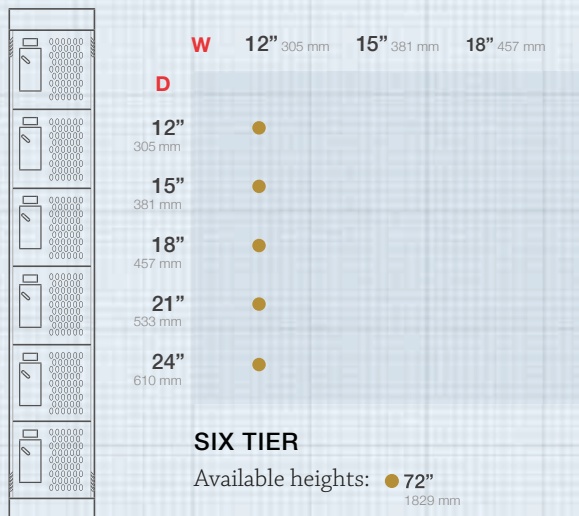
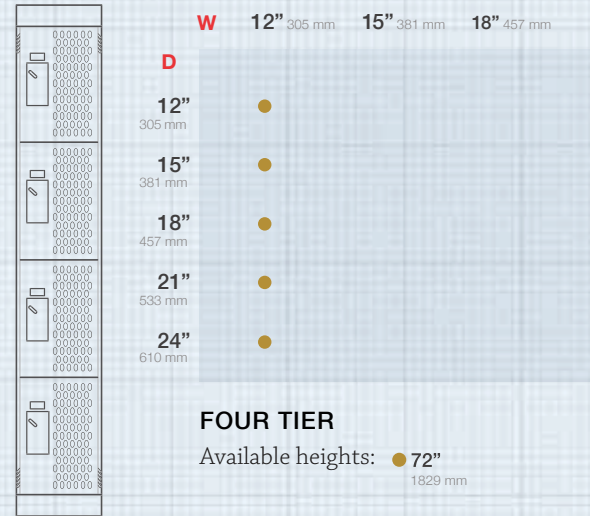
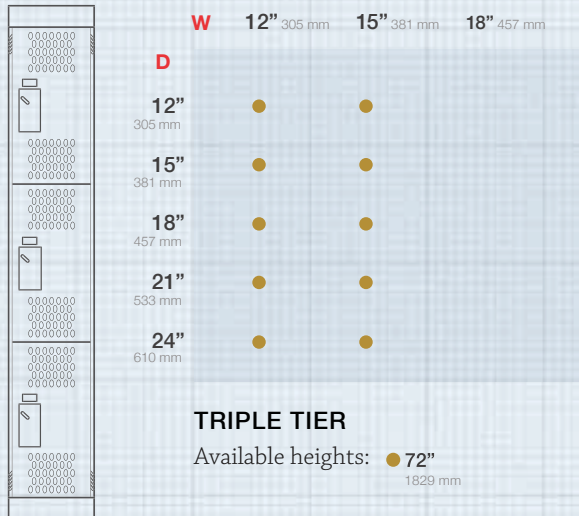
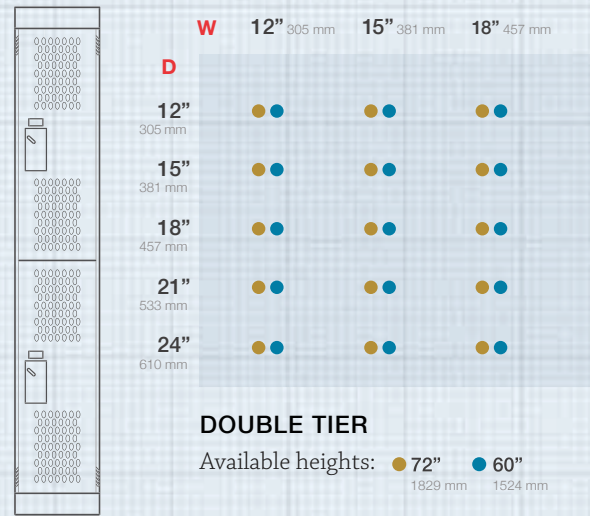
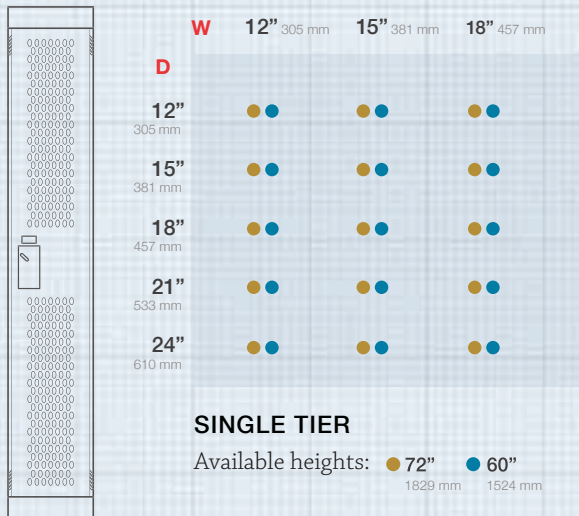
Hadrian's Gladiator athletic lockers are a heavy-duty, low maintenance storage solution. With fully ventilated doors and sides, Gladiators allow maximum airflow throughout the locker, which is ideal for sporting environments. Available in a wide range of colors, sizes and tiers, Gladiators can be configured to suit any locker room.

HOW TO READ OUR SIZE CHARTS:

1 Choose locker height: ●●●●●

2 Check available dimensions (width and depth).





- i** Exposed ends may be provided with solid or perforated sides.
- i** Positive latch system is not available for Gladiator lockers.

Replacement Fronts

MAKE AN OLD LOCKER BETTER THAN NEW!

Hadrian's replacement fronts are a cost effective solution for renovation projects. This product brings all the benefits of Hadrian's rigid door design to old existing lockers.



INSTALL IN TWO EASY STEPS!

- 1** Remove the old door, hasp, hinges, and any other components that are proud of the frame.
- 2** Fasten the Hadrian replacement front directly to the old frame.

i Invisible attachment is made with self-tapping screws applied through eight enlarged ventilation louvers. Metal plates welded to the frame channel, flush with its back surface, provide solid joining points. The "front" is only 1 1/8" (29 mm) deep, and the attachment is snug, clean, functionally correct and attractive.

Features

- Ideal, effective, and economic alternative to a complete locker tear out and new locker installation.
- Hadrian's replacement front "re-faces" almost any non-Hadrian brand of locker.
- The replacement front offers the full impact resistant and "silent operation" benefits of Hadrian's heavy-duty double pan, honeycomb filled doors.
- Existing locker bodies are utilized, thereby eliminating the possibility of damage to tiling, pipe-work, drywall, etc., while removing old lockers.
- The versatility of Hadrian's replacement front allows you to convert a single tier locker to a double tier locker (or vice versa) with just minor alterations.
- With only 8 fasteners per front, lockers can be retrofit without causing major disruption during class hours. The ease of retrofitting lockers with replacement fronts means the school does not need to be "shut down" and "torn apart" to renovate.



Enlarged louver hole for securing fasteners through the welded attachment plate on back of the replacement front frame and into the original locker frame behind it



Welded attachment plate on back of the replacement front

Available Sizes



W 10" 254 mm 12" 305 mm 15" 381 mm 18" 457 mm



SINGLE TIER

Available heights: ● 72" 1829 mm ● 60" 1524 mm



W 10" 254 mm 12" 305 mm 15" 381 mm 18" 457 mm



DOUBLE TIER

Available heights: ● 72" 1829 mm ● 60" 1524 mm



Replacement fronts are available with friction catch latching only.

REPLACEMENT FRONT LOCKERS

MARKET COST INDEX: \$ \$\$\$

FIRE RATING: C (GOOD) B (BETTER) A (BEST)

RECYCLED CONTENT: 36% post-consumer / 14% pre-consumer

Specialty Lockers



DIVIDED LOCKERS OPEN FRONT LOCKERS

MARKET COST INDEX: **\$** **\$\$\$**

FIRE RATING: **C (GOOD)** **B (BETTER)** **A (BEST)**

RECYCLED CONTENT: **36% post-consumer / 14% pre-consumer**

⚙️ Open Front Lockers

Featuring heavy-duty 16-gauge frames and perforated sides, Open Fronts are the ultimate locker for team sporting facilities!


Great for college, professional, club, or Olympic sports venues, Open Fronts are available with many optional upgrades, including: boot locker storage, an upper valuables compartment, extra hooks, and a bench.



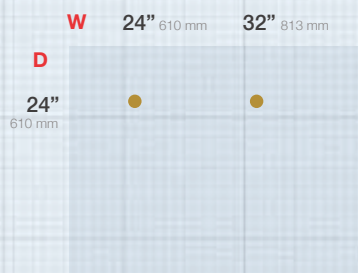
i Shown with optional upper and lower lockable compartments.

⚙️ Divided Lockers

Used extensively by police departments, these multi-purpose lockers are also used wherever soiled and clean clothes must share one unit and effective ventilation is a necessity. Typical applications are for the meat packing industry, foundries, restaurants and hotels. Special optional features include a drawer with full extension slide (key lock optional), a belt hook, a stainless steel mirror and a night stick receptacle.

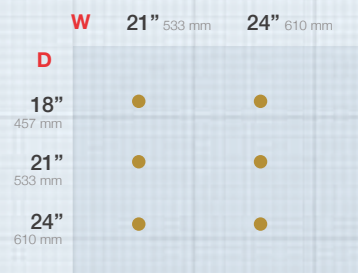


i Optional lockable drawer and coat rod shown above.



OPEN FRONT LOCKERS

Available heights: ● 72" 1829 mm



DIVIDED LOCKERS

Available heights: ● 72" 1829 mm

⚙️ Galvanneal Lockers

Utilizing high-end galvanneal material in conjunction with Hadrian's state-of-the-art powder coating process results in a metal locker that can better withstand moist conditions. The powder coating covers every area of the locker, inside and out, to help maximize the rust resistant qualities of the galvanneal.



⚙️ ADA Lockers

Hadrian lockers can be configured to conform to ADA requirements for accessibility. The pre-drilled hole locations in Hadrian lockers allow shelves to be installed at heights that fall within ADA guidelines (the addition of locker bases will affect the height of shelves). Additionally, Hadrian's standard friction catch and positive latch options allow doors to be operated with one hand and without the need for grasping, pinching or twisting of the wrist.



One of the key items for ADA compliance is lock selection. Hadrian offers several ADA compliant locks.

⚙️ Custom Applications

The versatility of Hadrian lockers allows for creativity in locker room design. They can be installed in tandem with other material, such as wood paneling, to achieve an upscale and cost effective installation. Because Hadrian's metal lockers hold fasteners and hinges better than wood, combining them with mill worked sides, tops and bottoms communicates sophistication while offering a more durable installation than fully mill worked lockers. Through the connections and resources of Hadrian's worldwide, full service distribution channel, creative projects can be brought to life!



Accessories & Upgrades

INDIVIDUAL GALVANNEAL BOX BASES

Adding extra strength and height to lockers, the versatility of box bases makes them ideal for installations of any size. Bases are 3 1/2" (89 mm) high and recessed 1 3/4" (44 mm) from the locker front to allow for toe space and protection against damage from cleaning. To help withstand damp floor conditions, the base is made from galvanized steel (at no extra charge).



CONTINUOUS Z-BASES

Hadrian's continuous Z-base is a heavy-duty locker support option. The durable 14-gauge base is anchored directly to the floor and elevates the lockers to 4" (102 mm) off the ground. Z-bases are available in lengths of 60" (1524 mm).



SLOPING TOPS

In addition to presenting a clean, finished appearance, the angle of the sloping top prevents the accumulation of dust and discourages users from stacking unsightly clutter above the locker.



RECESS TOP & SIDE TRIM

For recessed applications this 3" (76 mm) high trim, for side and top gaps, installs easily. The flat surface of the trim blends with the locker frames for a continuous appearance.



EXPANSION TRIM

For installations where a gap exists at the end of lockers in a corner, expansion trim can be used to enclose the gap. Powder coated to match the frame color, the expansion trim and starter trim are attached to the locker side and wall and slide together to present a clean, uniform appearance.



FILLER PANEL

Hadrian's U-shaped filler panels can be installed to cover gaps that exist between two banks of lockers or to cover pipes or other unsightly building elements. The fasteners for the filler panel are installed from inside the lockers, maintaining a clean exterior with no exposed fasteners.



PLENUM PANELS

Plenum panels are a great trim solution for between walls situations with a large distance between the bulkhead and locker tops. The plenum panels fit securely into U-channels that are fastened to the bulkhead and top of the lockers. The plenum panels sit flush with the locker face (height to suit condition).



DRESS ENDS

Hadrian's dress end panels can be added to locker sides in order to eliminate exposed fasteners and present a clean, uniform appearance. Dress ends can be painted to match the locker frame color and are easily installed with a locking strip.



FLAT TOP CORNER FILLER

Where lockers meet in a corner and slope top is not used, Hadrian's 24" (610 mm) x 24" (610 mm) flat top corner filler can be cut to suit and installed to cover the gap in the corner and prevent litter from being thrown between the lockers.



COAT ROD AND BRACKETS FOR EMPEROR LOCKERS

Hadrian's Emperor coat rod assembly easily installs underneath the locker shelf. The unique bracket design eliminates sharp edges and complements the appearance of the locker hooks.



COAT ROD AND BRACKETS FOR GLADIATOR LOCKERS

Hadrian's Gladiator coat rod assembly fastens securely to the sides of the locker.



HOOKS

Emperor locker hooks are installed underneath shelves, while hooks for Gladiator lockers are fastened to the side of the locker. Optional double prong hooks are also available.




DRAWERS

A secure valuables drawer with key lock is an available option for most units.



DIAGONALLY EMBOSSED BOTTOM SHELF (WITH DRAIN HOLE)

For installations in moist areas, Hadrian's diagonally embossed bottom shelf with a drain hole allows moisture to escape from the locker. Subsequent damage caused by wetness is minimized.



NUMBER PLATES

Hadrian's standard number plate is made of a durable black plastic. Aluminum number plates are available as an optional upcharge item (not available for locker express program orders).



i Standard plastic number plate (black) and optional aluminum number plate shown above.

POWER VENTED LOCKERS

For installations exposed to high levels of dust or other irritants, Hadrian lockers can be specially prepared for power venting, which allows a mechanical system (provided by others) to ventilate the lockers. These lockers feature enlarged ventilation holes in the top of the locker and the top louvres in the frame are closed in order to facilitate the system.

FIRE/WASTE FEATURE

Hadrian offers a solution to house a fire extinguisher and/or waste receptacle as part of a bank of lockers. This feature is available for 72" (1829 mm) or 60" (1524 mm) lockers in single and double tier only.

Latch Systems

All of Hadrian's latch systems feature an extruded aluminum lock pocket with a concave and grooved inner left surface for easy finger-tip door control. Number plates are recessed flush with the surface of the door.

⚙️ Available Options



FRICTION CATCH (MOST POPULAR)

Friction catch is Hadrian's standard latch system. With no moving parts, the friction catch system ensures that doors always remain properly adjusted and trouble-free. The locker can be secured with a padlock.



BUILT-IN COMBINATION

Hadrian's built-in combination latch system integrates a combination lock into the recessed door handle, promoting a secure and clean looking latch area. Several different combination locks will work with Hadrian's system.



POSITIVE LATCH

Hadrian's positive latch system ensures that the locker door latches securely when closed. The positive latch hasp is located within a recessed, extruded aluminum lock pocket for a clean, uncluttered appearance and the locker can be secured with a padlock. Positive latch is not available for 72" (1839 mm) high six tier or 60" (1524 mm) high five tier lockers, Gladiator lockers, divided lockers, or replacement fronts.

❗ Other locking options may require custom locker modifications. Contact Hadrian.

LATCH SYSTEM	LOCKS AVAILABLE FROM HADRIAN	COMPATIBLE LOCKS FROM OTHERS
Friction Catch	Dudley Padlock	Zephyr 1925 key controlled combination padlock
	Master 1525 key controlled padlock	Master 2650 padlock
		Any brand padlock with a 0.25" (6 mm) or thinner shackle
Built-in Combination	Master 1652 built-in combination lock	Zephyr 1754 springbolt key lock
	Master 1670 deadbolt built-in combination lock	Zephyr 1770 built-in key lock
	Master 1710 deadbolt cylinder lock	Digilock ATS-619-01-01 (must be ordered directly from Digilock)
	Master 1676MKADA built-in combination Lock (ADA Compliant)	
	Master 1710MKADA deadbolt cylinder lock (ADA Compliant)	
Positive Latch	Master 1714MKADA springbolt cylinder lock (ADA Compliant)	
	Dudley padlock	Zephyr 1925 key controlled combination padlock
	Master 1525 key controlled padlock	Master 2650 padlock
		Any brand padlock with a 0.25" (6 mm) or thinner shackle

Locking Options

Hadrian lockers can be prepared to accept the following locking options.

⚙️ Padlocks

A) STANDARD DUDLEY PADLOCK

- Non-keyable
- One combination

B) MASTER 1525 KEY CONTROLLED PADLOCK

- Supervisory key control
- One combination

⚙️ Key Locks

A) MASTER 1710 DEADBOLT CYLINDER LOCK

- Manual deadbolt
- Key can be removed in lock position only
- Keyed alike (option) or group keyed (option)

B) MASTER 1710MKADA DEADBOLT CYLINDER LOCK

- ADA compliant key lock
- Manual deadbolt

C) MASTER 1714MKADA SPRINGBOLT CYLINDER LOCK

- ADA compliant key lock
- Springbolt automatic locking

⚙️ Built-in Combination Locks

A) MASTER 1670 BUILT-IN COMBINATION LOCK

- Manual locking deadbolt
- Master key control
- Five combinations

B) MASTER 1652 BUILT-IN COMBINATION LOCK

- Springbolt automatic locking with extra long locking bolt

C) MASTER 1676MKADA BUILT-IN COMBINATION LOCK

- Combination lock with ADA compliant key
- Manual deadbolt

D) DIGILOCK ATS-619-01-01 DIGITAL LOCK

- Must be ordered directly from Digilock: www.digilock.com
- ADA compliant user keys available - contact Digilock for details

i COIN-OPERATED LOCKS

Safe-o-mat coin return and coin collect lock systems must be ordered from Hafele America Co. or Hafele Canada (hafele.com). Coin collect system is not suitable for 6 tier lockers.

i ALTERNATIVE LOCKS

Alternative locks, such as card locks, may be available for large projects (i.e. over 100 frames). Contact Hadrian for details.

Benches



i Bench color and edging not exactly as shown.

Locker bench seats are hardwood laminate with a clear lacquer finish and the bench corners and edges are rounded. The aluminum bench pedestals are available with either stationary or free-standing mounting hardware and are powder coated in any of Hadrian's designer colors.

Features


BENCH SEAT DIMENSIONS:

1 ¼" (32 mm) thick;
9 ½" (241 mm) wide;
available lengths:
3' (914 mm), 4' (1219 mm), 5' (1524 mm),
6' (1829 mm), 7' (2134 mm), 8' (2438 mm)
10' (3048 mm), 12' (3658 mm).

BENCH PEDESTAL DIMENSIONS:

¼" (6 mm) thick;
2 ½" (64 mm) wide;
16 ¼" (413 mm) high.



 Bench color and edging not exactly as shown.

ADA BENCH OPTION

To meet ADA guidelines, Hadrian offers a wider bench complete with four pedestals for additional support.

ADA BENCH SEAT DIMENSIONS:

1 ¼" (32 mm) thick;
24" (610 mm) wide;
48" (1219 mm) or 72" (1829mm) long.

ADA benches include additional pedestals as shown and are only available with stationary mounting hardware.



Hadrian prides itself on being a professional and friendly company that is easy to deal with. We make it a priority to spend time getting to know our customers and work with them to meet the challenges of their specific market. Our local representatives ensure Architect, Interior Designer, Specification Writer, Government Planner, School Official and End-User sales coverage while also expeditiously addressing field support needs and jobsite concerns.

QUESTIONS? COMMENTS? CONCERNS?
CALL US—WE WANT TO HEAR FROM YOU!

hadrian®

IN THE U.S.A.:

Hadrian Inc.,
7420 Clover Avenue,
Mentor, Ohio, U.S.A. 44060

Telephone: (440) 942-9118 Fax: (440) 942-9618
U.S. toll free fax: 1-800-536-1469

IN CANADA AND AREAS OTHER THAN U.S.A.:

Hadrian Manufacturing Inc.,
965 Syscon Road,
Burlington, Ontario, Canada L7L 5S3

Telephone: (905) 333-0300 Fax: (905) 333-1841
Canada toll free fax: 1-888-817-7701

ALSO SEE US IN:

ARCAT
www.arcat.com

McGraw Hill
CONSTRUCTION Sweets 
www.sweets.com

 **AEC DAILY**
FREE On-line
Continuing Education
Increasing Product Reach through Education
www.aecdaily.com

CONNECTING INDUSTRY
ThomasNet 
EXPERTISE. SOLUTIONS. RESULTS.
www.thomasnet.com

Printed in Canada 10/2013
No. 40-002



hadrian-inc.com