

CALL 800-480-6613

SALES
REPAIR

SERVICE
INSTALLATION

INTEGRATION
WARRANTY



FBH ARCHITECTURAL SECURITY
Commercial Doors and Hardware



ALLEGION™

VON DUPRIN®

Electric strikes

**Safety, performance and quality
you can trust**

At critical moments of life safety, Von Duprin® gives you the confidence of knowing that the products you count on will perform.

Von Duprin electric strikes have been designed and tested to the highest standards in the industry to provide the assurance of quality and reliability. You can turn to Von Duprin for expertise and service at any time before, during or after installation. We offer a full line of electric strikes to accommodate a wide range of door preps and locking hardware. Whether you're deploying an electric strike in a standalone setting or as part of a comprehensive access control system, Von Duprin electric strikes are an ideal solution. Our broad portfolio includes electric strikes with a wide range of factory configurable options for new construction and specialized applications, as well as field-configurable options to fit your aftermarket needs.

4200 Series

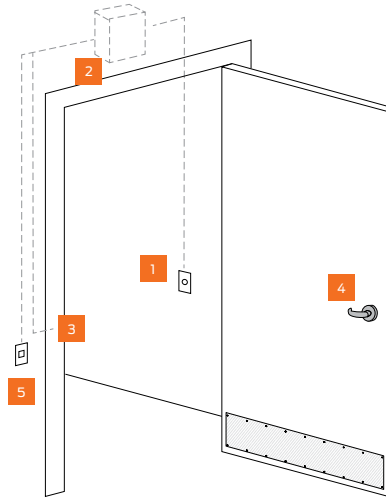


Traffic control, up to 500,000 cycles, 1000 lbs. static strength

Affordable option for commercial applications

Field configure power failure mode without disassembling the strike

Cylindrical lockset applications



Ideal for interior applications such as a doctor's office entrance that requires visitor management and traffic control.

- 1 Schlage® KP2000E standalone keypad
- 2 Von Duprin PS902 power supply
- 3 Von Duprin 4211 electric strike
- 4 Schlage AL Series lock
- 5 Schlage 621 pushbutton

5100 Series

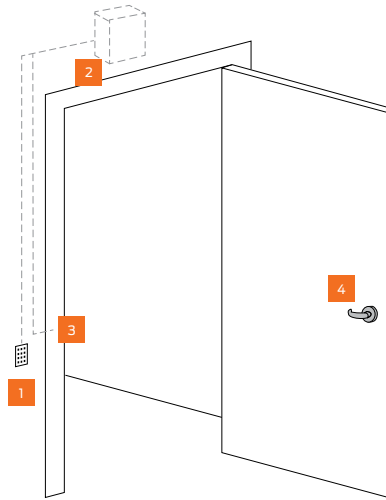


Medium duty, up to 1,000,000 cycles, 1300 lbs static strength

Three faceplates standard accommodate more applications

Multiple finish options

Cylindrical lockset applications



Simple and cost effect way to add standalone access control to perimeter openings such as employee entrances.

- 1 Schlage KP212 standalone keypad
- 2 Von Duprin PS902 power supply
- 3 Von Duprin 5100 electric strike
- 4 Schlage ND Series lock

Series	Lockset (latchbolt throw)				Types of doors		Dimensions	
	Cylindrical	Mortise	Mortise deadbolt	Exit	Single	Pair w/ mullion	Face plate length	Backbox depth
4200 Series	4211: up to 3/4" 4212: up to 5/8"	—	—	—	■	—	4 7/8"	1 3/8"
5100 Series	up to 5/8"	—	—	—	■	—	4 7/8" and 7 15/16"	1 11/16"
6300 Series	—	—	—	Rim exit, up to 3/4"	■	■	9"	Surface mounted - 3/4" projection
6400 Series	up to 3/4"	up to 3/4"	Up to 1" as nightlatch	Mortise exit, up to 3/4"	■	—	4 7/8"	1 5/8"

6300 Series

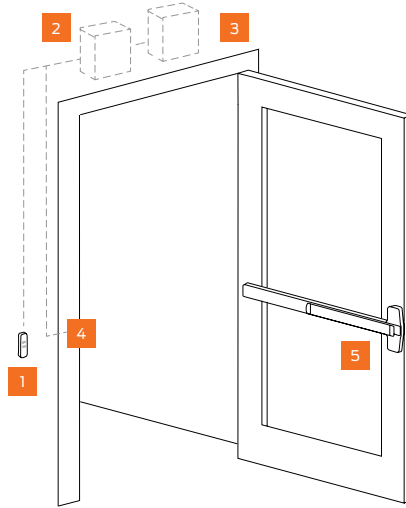


Heavy duty, up to 2,000,000 cycles, 1500 lbs. static strength

Surface mounted, quick and easy installation

Fire rated, fail secure

Rim exit device applications



Surface mounted strike for challenging applications such as aluminum storefronts.

- 1 aptiQ™ SM10 smart card reader
- 2 Schlage CT5000 offline controller
- 3 Von Duprin PS902 power supply
- 4 Von Duprin 6300 electric strike
- 5 Von Duprin 98 Series exit device

6400 Series

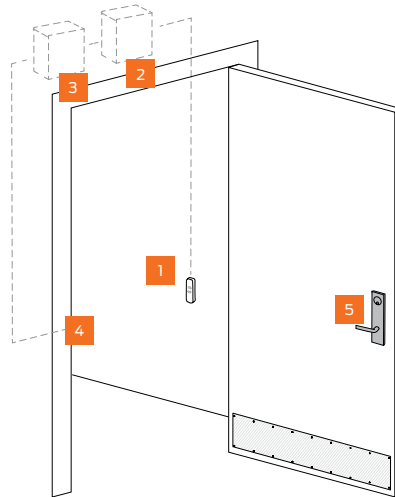


Heavy duty, up to 2,000,000 cycles, 1500 lbs. static strength

Modular design adjusts to centerline of many MS/MD locks

Fire rated, fail secure

Mortise or cylindrical lockset applications



Designed for high security applications such the electrical room of a small business.

- 1 aptiQ SM10 smart card reader
- 2 Schlage CT5000 offline controller
- 3 Von Duprin PS902 power supply
- 4 Von Duprin 6400 electric strike
- 5 Schlage L9000 mortise lock

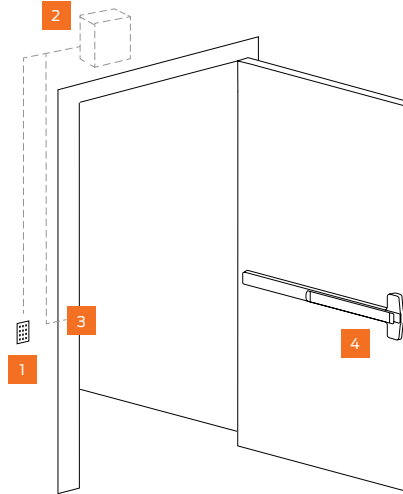
Door and frame material			Codes	Power requirements		Additional options			Series
Hollow metal	Wood	Aluminum	Fire rated	AC	DC	Latchbolt monitor	Rectifier kit	Entry buzzer	
■	—	■	—	—	12/24	4211: N/A 4212: Standard	Optional	Optional (Fail-secure only)	4200 Series
■	■	■	—	—	12/24	—	Optional	—	5100 Series
■	■	■	■	—	12/24	—	Optional	Optional	6300 Series
■	■	■	■	12/24	12/24	Optional	—	Optional	6400 Series

The 6100 Series and 6200 Series have a many different models to accommodate virtually any application and type of lockset. Please see the data sheet to make the proper selection.

6100 Series



- Heavy duty**, up to 1,000,000 cycles, 1500 lbs. static strength
- Broad application coverage** with a variety of factory orderable options
- Fire rated** models available
- Rim exit** device applications



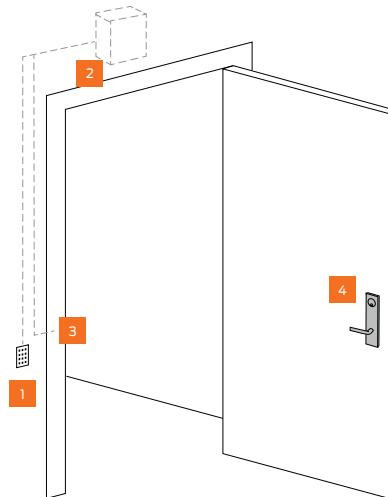
Ideal for high abuse applications such as perimeter entrances and exits where secure access control is required.

- 1 Schlage KP232 standalone keypad
- 2 Von Duprin PS902-FA power supply
- 3 Von Duprin 6100 Series electric strike
- 4 Von Duprin 98 Series exit device

6200 Series



- Heavy duty**, up to 1,000,000 cycles, 1500 lbs. static strength
- Broad application coverage** with a variety of factory orderable options
- Fire rated**, fail secure
- Mortise or cylindrical** lockset applications



Heavy duty product designed for high security applications such as laboratories or records offices.

- 1 Schlage KP212 standalone keypad
- 2 Von Duprin PS902-FA power supply
- 3 Von Duprin 6200 Series electric strike
- 4 Schlage L9000 mortise lock

Allegion, the Allegion logo, aptiQ, Schlage, and Von Duprin are trademarks of Allegion plc, its subsidiaries and/or affiliates in the United States and other countries. All other trademarks are the property of their respective owners.

About Allegion

Allegion (NYSE: ALLE) is a global pioneer in safety and security, with leading brands like CISA®, Interflex®, LCN®, Schlage® and Von Duprin®. Focusing on security around the door and adjacent areas, Allegion produces a range of solutions for homes, businesses, schools and other institutions. Allegion is a \$2 billion company, with products sold in almost 130 countries. For more, visit www.allegion.com.