



LT Series

Decorative tubular locks

CALL 800-480-6613

SALES
REPAIR

SERVICE
INSTALLATION

INTEGRATION
WARRANTY



FBH ARCHITECTURAL SECURITY
Commercial Doors and Hardware





Put your confidence in the consistency of Schlage®

The LT Series gives you the quality you can count on from Schlage. LT Series decorative tubular locks are built from the foundational technology of the L Series mortise locks, to provide you the durable, reliable performance that you have come to know from Schlage.



Continuity is key

Safety and security are paramount when choosing door hardware, but continuity in design is also key for those projects that have exacting aesthetic demands. The Schlage LT tubular lock, by suiting seamlessly with Schlage L Mortise locks and Von Duprin exit devices, gives you both.


Seamless suiting with Schlage L Series mortise locks and Von Duprin® exit devices:

- The LT Series utilizes the same levers, finishes and roses as the L Series to provide a consistent look and feel throughout the project.
- All levers are manufactured from solid brass or solid stainless steel for a comfortable, heavy feel.

Attention to detail:

- Hidden lever attachment with no exposed set screws
- Levers move both up and down for a consistent operational experience between tubular locks, mortise locks and exit devices.
- Inside lever moves independently from the outside lever, making for a higher-end, less distracting environment.

Standard lever suite



Trim options

Available with the following roses.

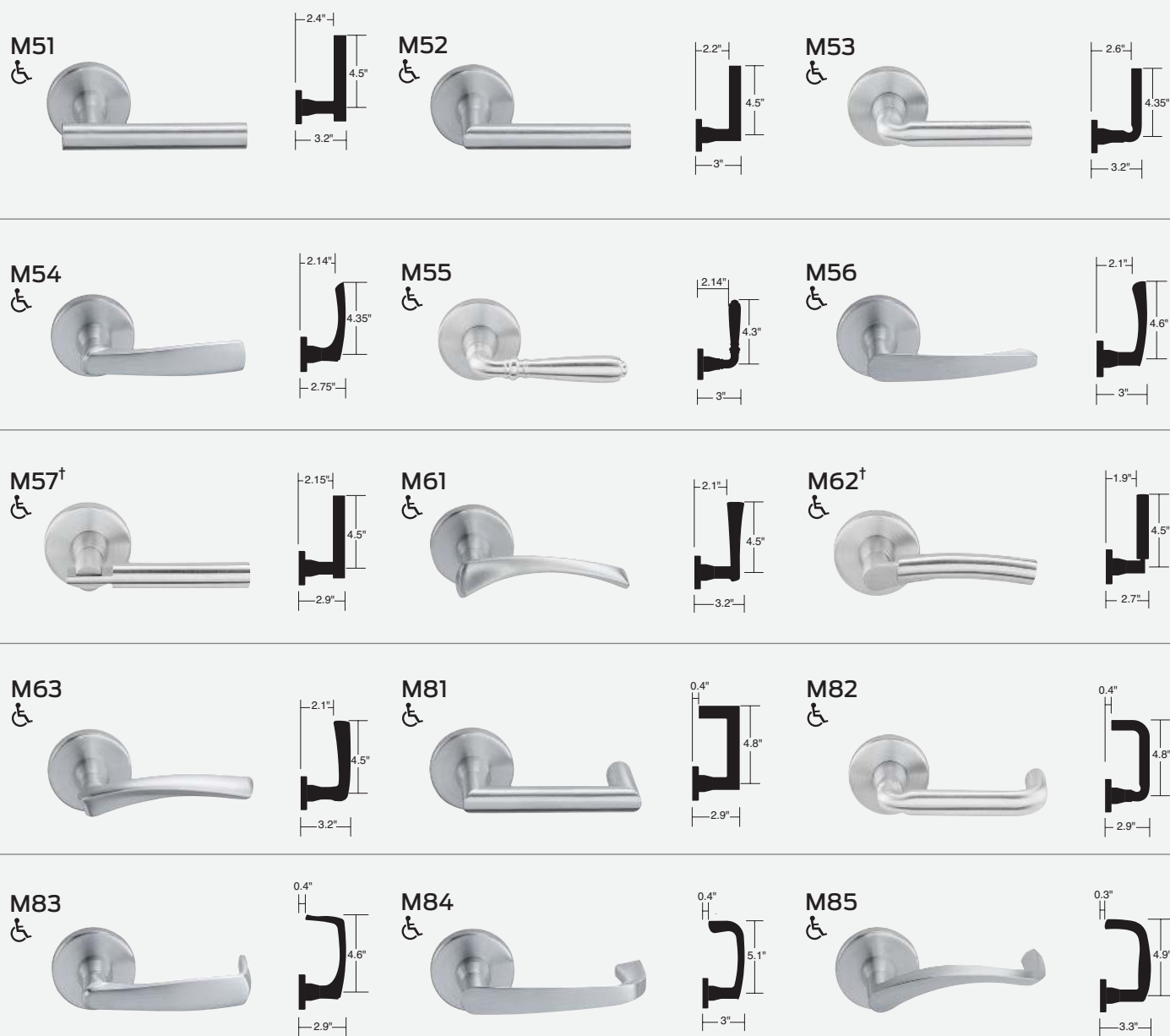


B wrought rose
 2 9/16" (65 mm) diameter



C wrought rose
 2 5/8" (66 mm) diameter

M Collection decorative lever suite



Finish options

								
605 US3 Bright brass	606 US4 Satin brass	609 US5 Antique brass	619 US15 Satin nickel	625 US26 Bright chromium plated	626/626AM US26D Satin chromium plated	629 US32 Bright stainless steel	630/630AM US32D Satin stainless steel	643e US11 Aged bronze

AM Antimicrobial

† Available 629 and 630 finish only

Lock details

Many of the LT chassis components are the exact same as, or very similar in design to, the Schlage L mortise lock. This design commonality allows for a near seamless feel between the two types of locks.

Specifications

Certifications:

ANSI/BHMA A156.2, Series 4000, Grade 2 tubular lock. Optional 20 minute UL fire rating.

Door range:

1 ³/₈" - 1 ³/₄" standard, 2" available

Latchbolt:

1 ¹/₈" x 2 ¹/₄" w/ 2 ³/₄" backset with square faceplate (default), optional 1" x 2 ¹/₄" w/ 2 ³/₈" backset with square faceplate

Restoring latchbolt:

Yes, privacy function (automatically unlocks if door locked prior to closing)

Strike:

1 ¹/₈" x 2 ³/₄" w/ 1 ¹/₈" lip length, square corner T-strike

Field-reversable handing:

Yes, all lever designs

Functions

LT10 - Passage

Both levers always free

LT10F - Passage

Fire rated

LT40 - Privacy

Inside lever always retracts latch. Outside lever free unless locked by push-pin from inside. Turning Inside handle, closing door, or utilizing emergency pin on outside unlocks outside lever.

LT40F - Privacy

Fire rated

LT170 - Single dummy trim

Dummy trim for one side of door. Used for door pull or as matching inactive trim

LT172 - Pair dummy trim

Dummy trim for both sides of the door

Non-standard door thickness

Specify 2" for extension kit for doors > 1 ³/₄" to 2" thick, extended equally

Latch options

THP-8201 - Passage latch

1" x 2 ¹/₄" w/ 2 ³/₈" backset, square faceplate

THP-8201-F - Passage latch

Fire rated

THP-8219 - Privacy latch

1" x 2 ¹/₄" w/ 2 ³/₈" backset

THP-8219-F - Privacy latch

Fire rated

Strike options

10-001 xx - T-strike

Square corner, 1 ¹/₈" x 2 ³/₄", specify lip length (xx) as 1", 1 ¹/₄", 1 ¹/₂", 1 ³/₄" or 2"

10-004 - T-strike

Round corner (1/4" radius), 1 ¹/₈" x 2 ³/₄" w/ 1 ¹/₈" lip length

10-025 xx - ANSI strike

1 ¹/₄" x 4 ⁷/₈", specify lip length (xx) as 1 ³/₁₆", 1 ³/₈", or 1 ¹/₂"

K510-066

Strike box for 10-025 ANSI strike

10-026 - Full lip strike

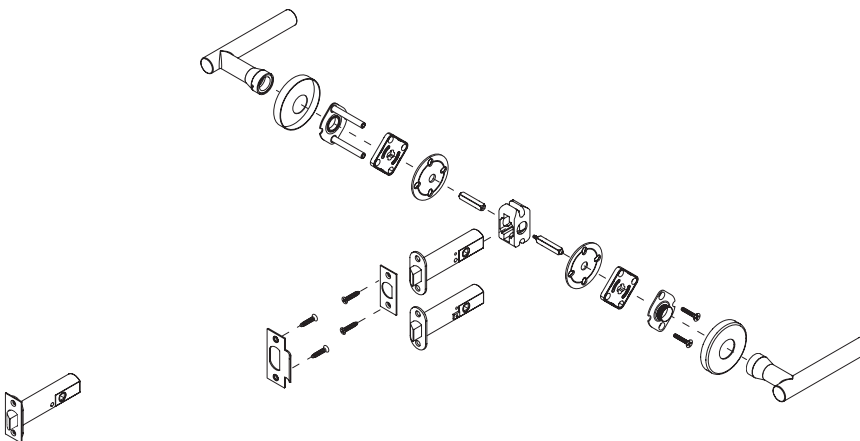
Square corner, 1 ⁵/₈" x 2 ¹/₄" w/ 1 ¹/₈" lip length

10-027 - Full lip strike

Round corner, 1 ⁵/₈" x 2 ¹/₄" w/ 1 ¹/₈" lip length

C603-623

Strike box for 10-026 or 10-027 full lip strike



Ordering guidelines

Order from Schlage using the standard Schlage order form as follows:

Function	Trim	Finish	Options
LT40	M81B	626	As required

Function	LT10 Passage		LT10F Passage, fire rated		LT40 Privacy		LT40F Privacy, fire rated		L0170 Single dummy			L0172 Pair dummy										
Trim																						
Standard	01	02	03	05	06	07	12	17	18	ACC	AST	LAT	LON	MER	OME	STA						
Decorative	M51	M52	M53	M54	M55	M56	M57*	M61	M62*	M63	M81	M82	M83	M84	M85							
	Add either 'B' or 'C' to end of lever to specify rose design * Available in 629 and 630 finish only																					
Finish	605		606		609		619		625		626		626AM		629		630		630AM		643e	
Latch options	THP-8201 Passage latch - 1" x 2 1/4" w/ 2 3/8" backset, square faceplate THP-8201-F Passage latch - Fire rated, 1" x 2 1/4" w/ 2 3/8" backset, square faceplate THP-8219 Privacy latch - 1" x 2 1/4" w/ 2 3/8" backset, square faceplate THP-8219-F Privacy latch - Fire rated, 1" x 2 1/4" w/ 2 3/8" backset, square faceplate																					
Strike options	10-001 xx T-strike - Square corner, 1 1/8" x 2 3/4", specify lip length (xx) as 1", 1 1/4", 1 1/2", 1 3/4" or 2" 10-004 T-strike - Round corner (1/4" radius), 1 1/8" x 2 3/4" w/ 1 1/8" lip length 10-025 xx ANSI strike - 1 1/4" x 4 7/8", specify lip length (xx) as 1 3/16", 1 3/8", or 1 1/2" K510-066 - Strike box for 10-025 ANSI strike 10-026 - Full lip strike - Square corner, 1 5/8" x 2 1/4" w/ 1 1/8" lip length 10-027 - Full lip strike - Round corner, 1 5/8" x 2 1/4" w/ 1 1/8" lip length C603-623 - Strike box for 10-026 or 10-027 full lip strike																					
2" door thickness	Specify 2" for extension kit for doors > 1 3/4" to 2" thick, extended equally																					

Available finishes

ANSI/ BHMA	US standard	Description
605	US 3	Bright brass
606	US 4	Satin brass
609	US 5	Antique brass
619	US 15	Satin nickel
625	US 26	Bright chrome
626	US 26D	Satin chrome
626AM		Satin chrome anti-microbial
629	US 32	Bright stainless steel
630	US 32D	Satin stainless steel
630AM		Satin stainless steel anti-microbial
643e	US 11	Aged bronze

About Allegion

Allegion (NYSE: ALLE) creates peace of mind by pioneering safety and security. As a \$2 billion provider of security solutions for homes and businesses, Allegion employs more than 8,000 people and sells products in more than 120 countries across the world. Allegion comprises 27 global brands, including strategic brands CISA®, Interflex®, LCN®, Schlage® and Von Duprin®.

For more, visit www.allegion.com

aptiQ ■ LCN ■ **SCHLAGE** ■ STEELCRAFT ■ VON DUPRIN