

CALL 800-480-6613

SALES
REPAIR

SERVICE
INSTALLATION

INTEGRATION
WARRANTY




FBH ARCHITECTURAL SECURITY

Commercial Doors and Hardware

D Series knob designs

Orbit




Symbol: ORB

Material: Wrought brass, bronze, or stainless steel



Plymouth



Symbol: PLY

Material: Wrought brass, bronze, or stainless steel



Tulip



Symbol: TUL

Material: Wrought brass, bronze, or stainless steel



All designs shown in 626 satin chrome




= Standard cylinder.



= FSIC - full size interchangeable core option for Orbit design.

Knob finishes

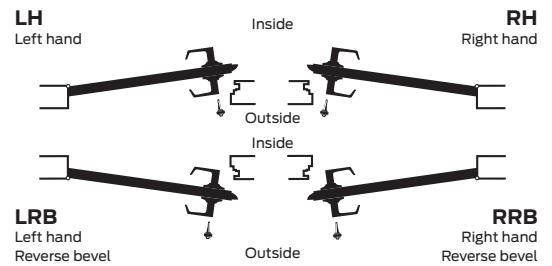


D Series locks										New in 2009
Orbit	•	•	•	•	•	•	•	•		•
Plymouth	•	•	•	•	•	•	•	•	•	•
Tulip	•	•	•	•	•	•	•	•		•

e = an equivalent finish to the BHMA standard.

Door handing

All Schlage locks are reversible. Hand information is necessary to ensure proper cylinder orientation in keyed functions, and finish of latchbolt and strike for locks that are to be installed on reverse bevel doors. Follow the diagram to correctly determine the hand of the door.



Product information and specifications contained in this catalog are subject to change without notice. Please consult the factory.